





































2

Assay Data Sheet - Expected Ranges
BioProfile® FLEX Controls - LEVEL 2

2

Lot Number: 
124223

Exp. Date: 2023-02

Parameter	Units	Expected Range		+/- 3 SD Expected Range	
		Lower Limit	Upper Limit	Lower Limit	Upper Limit
pH	-	 6.892	 6.992	 6.867	 7.017
PO ₂	mm Hg	 94.3	 114.3	 89.3	 119.3
PCO ₂	mm Hg	 38.1	 46.9	 36.0	 49.0
Gluc	g/L	 4.50	 6.00	 4.12	 6.38
Lac	g/L	 2.55	 3.45	 2.32	 3.68
NH ₄ ⁺	mmol/L	 3.85	 5.65	 3.35	 6.15
Na ⁺	mmol/L	 122.5	 140.9		
K ⁺	mmol/L	 3.58	 4.42		
Ca ⁺⁺	mmol/L	 0.67	 0.93		
PO ₄	mmol/L	 0.74	 1.14		
p	mg/L	 23.1	 35.5		
Osmolality	mOsm/kg H ₂ O	 396	 408		