





































2

Assay Data Sheet - Expected Ranges  
BioProfile® FLEX Controls - LEVEL 2

2

Lot Number:   
113909

Exp. Date: 2022-11

Parameter	Units	Expected Range		+/- 3 SD Expected Range	
		Lower Limit	Upper Limit	Lower Limit	Upper Limit
pH	-	 6.895	 6.995	 6.870	 7.020
PO <sub>2</sub>	mm Hg	 92.1	 112.1	 87.1	 117.1
PCO <sub>2</sub>	mm Hg	 37.1	 45.9	 35.0	 48.0
Gluc	g/L	 4.50	 6.00	 4.12	 6.38
Lac	g/L	 2.55	 3.45	 2.32	 3.68
NH <sub>4</sub> <sup>+</sup>	mmol/L	 3.85	 5.65	 3.35	 6.15
Na <sup>+</sup>	mmol/L	 122.5	 140.9		
K <sup>+</sup>	mmol/L	 3.58	 4.42		
Ca <sup>++</sup>	mmol/L	 0.67	 0.93		
PO <sub>4</sub>	mmol/L	 0.72	 1.12		
p	mg/L	 22.2	 34.6		
Osmolality	mOsm/kg H <sub>2</sub> O	 396	 408		