

2



































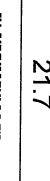
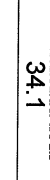
Assay Data Sheet - Expected Ranges
BioProfile® FLEX Controls - LEVEL 2

2

Lot Number:  520878

REVISED 2016-01

Exp. Date: 2017-01

Parameter	Units	Expected Range		+/- 3 SD Expected Range	
		Lower Limit	Upper Limit	Lower Limit	Upper Limit
pH	-	6.892 	6.992 	6.867 	7.017 
PO ₂	mm Hg	100.4 	120.4 	95.4 	125.4 
PCO ₂	mm Hg	38.9 	47.7 	36.8 	49.8 
Gluc	g/L	4.25 	5.75 	3.87 	6.13 
Lac	g/L	2.55 	3.45 	2.32 	3.68 
NH ₄ ⁺	mmol/L	3.85 	5.65 	3.35 	6.15 
Na ⁺	mmol/L	122.5 	140.9 		
K ⁺	mmol/L	3.58 	4.42 		
Ca ⁺⁺	mmol/L	0.67 	0.93 		
PO ₄	mmol/L	0.70 	1.10 		
p	mg/L	21.7 	34.1 		
Osmolality	mOsm/kg H ₂ O	396 	408 		

nova 200 Prospect Street • Waltham, MA U.S.A. 02454-9141 • (781) 864-0800

LFN 08240B 2011-03