






































**1**

**Assay Data Sheet - Expected Ranges  
BioProfile® FLEX Controls - LEVEL 1**

**1**

Lot Number:  511232		Exp. Date: 2016-10	
Parameter	Units	Expected Range	
		Lower Limit	Upper Limit
pH	-	 6.622	 6.722
PO <sub>2</sub>	mm Hg	 56.8	 69.2
PCO <sub>2</sub>	mm Hg	 62.5	 76.1
Gluc	g/L	 0.75	 1.25
Lac	g/L	 0.78	 1.28
NH <sub>4</sub> <sup>+</sup>	mmol/L	 0.61	 1.11
Na <sup>+</sup>	mmol/L	 69.7	 85.3
K <sup>+</sup>	mmol/L	 1.71	 2.29
Ca <sup>++</sup>	mmol/L	 0.50	 0.74
PO <sub>4</sub>	mmol/L	 3.62	 4.82
P	mg/L	 112.2	 149.4
Osmolality	mOsm/kg H <sub>2</sub> O	 216	 226
		+/- 3 SD Expected Range	
		Lower Limit	Upper Limit
		 6.597	 6.747
		 53.7	 72.3
		 59.1	 79.5
		 0.62	 1.38
		 0.65	 1.41
		 0.48	 1.24

**NOVA**  
biomedical

200 Prospect Street • Waltham, MA U.S.A. 02454-9141 • (781) 864-0800

LFN 08239B 2011-03