




































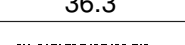
2

Assay Data Sheet - Expected Ranges
BioProfile® FLEX Controls - LEVEL 2

2

Lot Number: 
716331

Exp. Date: 2018-12

Parameter	Units	Expected Range		+/- 3 SD Expected Range	
		Lower Limit	Upper Limit	Lower Limit	Upper Limit
pH	-	 6.899	 6.999	 6.874	 7.024
PO ₂	mm Hg	 99.0	 119.0	 94.0	 124.0
PCO ₂	mm Hg	 36.6	 45.4	 34.5	 47.5
Gluc	g/L	 4.25	 5.75	 3.87	 6.13
Lac	g/L	 2.55	 3.45	 2.32	 3.68
NH ₄ ⁺	mmol/L	 3.85	 5.65	 3.35	 6.15
Na ⁺	mmol/L	 122.5	 140.9		
K ⁺	mmol/L	 3.58	 4.42		
Ca ⁺⁺	mmol/L	 0.67	 0.93		
PO ₄	mmol/L	 0.77	 1.17		
p	mg/L	 23.9	 36.3		
Osmolality	mOsm/kg H ₂ O	 397	 409		