

























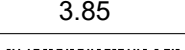
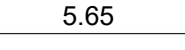

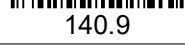








2

Assay Data Sheet - Expected Ranges  
BioProfile® FLEX Controls - LEVEL 2

2

Lot Number:   
035008

Exp. Date: 2022-06

Parameter	Units	Expected Range		+/- 3 SD Expected Range	
		Lower Limit	Upper Limit	Lower Limit	Upper Limit
pH	-	 6.887	 6.987	 6.862	 7.012
PO <sub>2</sub>	mm Hg	 99.1	 119.1	 94.1	 124.1
PCO <sub>2</sub>	mm Hg	 38.0	 46.8	 35.9	 48.9
Gluc	g/L	 4.50	 6.00	 4.12	 6.38
Lac	g/L	 2.55	 3.45	 2.32	 3.68
NH <sub>4</sub> <sup>+</sup>	mmol/L	 3.85	 5.65	 3.35	 6.15
Na <sup>+</sup>	mmol/L	 122.5	 140.9		
K <sup>+</sup>	mmol/L	 3.58	 4.42		
Ca <sup>++</sup>	mmol/L	 0.67	 0.93		
PO <sub>4</sub>	mmol/L	 0.73	 1.13		
p	mg/L	 22.6	 35.0		
Osmolality	mOsm/kg H <sub>2</sub> O	 395	 407		