

























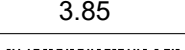
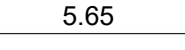

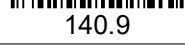








2

Assay Data Sheet - Expected Ranges
BioProfile® FLEX Controls - LEVEL 2

2

Lot Number: 
027217

Exp. Date: 2022-03

Parameter	Units	Expected Range		+/- 3 SD Expected Range	
		Lower Limit	Upper Limit	Lower Limit	Upper Limit
pH	-	 6.886	 6.986	 6.861	 7.011
PO ₂	mm Hg	 98.2	 118.2	 93.2	 123.2
PCO ₂	mm Hg	 39.2	 48.0	 37.1	 50.1
Gluc	g/L	 4.50	 6.00	 4.12	 6.38
Lac	g/L	 2.55	 3.45	 2.32	 3.68
NH ₄ ⁺	mmol/L	 3.85	 5.65	 3.35	 6.15
Na ⁺	mmol/L	 122.5	 140.9		
K ⁺	mmol/L	 3.58	 4.42		
Ca ⁺⁺	mmol/L	 0.67	 0.93		
PO ₄	mmol/L	 0.74	 1.14		
p	mg/L	 22.9	 35.3		
Osmolality	mOsm/kg H ₂ O	 397	 409		