






































1

Assay Data Sheet - Expected Ranges
BioProfile® FLEX Controls - LEVEL 1

1

Lot Number:  207630				Exp. Date: 2023-09	
Expected Range				+/- 3 SD Expected Range	
Parameter	Units	Lower Limit	Upper Limit	Lower Limit	Upper Limit
pH	-	 6.614	 6.714	 6.589	 6.739
PO ₂	mm Hg	 55.8	 68.2	 52.7	 71.3
PCO ₂	mm Hg	 57.2	 70.8	 53.8	 74.2
Gluc	g/L	 0.75	 1.25	 0.62	 1.38
Lac	g/L	 0.78	 1.28	 0.65	 1.41
NH ₄ ⁺	mmol/L	 0.61	 1.11	 0.48	 1.24
Na ⁺	mmol/L	 69.7	 85.3		
K ⁺	mmol/L	 1.71	 2.29		
Ca ⁺⁺	mmol/L	 0.50	 0.74		
PO ₄	mmol/L	 3.40	 4.60		
p	mg/L	 105.4	 142.6		
Osmolality	mOsm/kg H ₂ O	 217	 227		