






































1

Assay Data Sheet - Expected Ranges  
BioProfile® FLEX Controls - LEVEL 1

1

Lot Number:  101931				Exp. Date: 2022-07	
Expected Range				+/- 3 SD Expected Range	
Parameter	Units	Lower Limit	Upper Limit	Lower Limit	Upper Limit
pH	-	 6.636	 6.736	 6.611	 6.761
PO <sub>2</sub>	mm Hg	 54.5	 66.9	 51.4	 70.0
PCO <sub>2</sub>	mm Hg	 58.2	 71.8	 54.8	 75.2
Gluc	g/L	 0.75	 1.25	 0.62	 1.38
Lac	g/L	 0.78	 1.28	 0.65	 1.41
NH <sub>4</sub> <sup>+</sup>	mmol/L	 0.61	 1.11	 0.48	 1.24
Na <sup>+</sup>	mmol/L	 69.7	 85.3		
K <sup>+</sup>	mmol/L	 1.71	 2.29		
Ca <sup>++</sup>	mmol/L	 0.50	 0.74		
PO <sub>4</sub>	mmol/L	 3.31	 4.51		
p	mg/L	 102.6	 139.8		
Osmolality	mOsm/kg H <sub>2</sub> O	 217	 227		