






































1

Assay Data Sheet - Expected Ranges
BioProfile® FLEX Controls - LEVEL 1

1

Lot Number:  028757				Exp. Date: 2022-04	
Expected Range				+/- 3 SD Expected Range	
Parameter	Units	Lower Limit	Upper Limit	Lower Limit	Upper Limit
pH	-	 6.633	 6.733	 6.608	 6.758
PO ₂	mm Hg	 54.6	 67.0	 51.5	 70.1
PCO ₂	mm Hg	 58.9	 72.5	 55.5	 75.9
Gluc	g/L	 0.75	 1.25	 0.62	 1.38
Lac	g/L	 0.78	 1.28	 0.65	 1.41
NH ₄ ⁺	mmol/L	 0.61	 1.11	 0.48	 1.24
Na ⁺	mmol/L	 69.7	 85.3		
K ⁺	mmol/L	 1.71	 2.29		
Ca ⁺⁺	mmol/L	 0.50	 0.74		
PO ₄	mmol/L	 3.44	 4.64		
p	mg/L	 106.6	 143.8		
Osmolality	mOsm/kg H ₂ O	 219	 229		