





































2

Assay Data Sheet - Expected Ranges
BioProfile® FLEX Controls - LEVEL 2

2

Lot Number: 
905359

Exp. Date: 2020-08

Parameter	Units	Expected Range		+/- 3 SD Expected Range	
		Lower Limit	Upper Limit	Lower Limit	Upper Limit
pH	-	 6.888	 6.988	 6.863	 7.013
PO ₂	mm Hg	 97.2	 117.2	 92.2	 122.2
PCO ₂	mm Hg	 38.0	 46.8	 35.9	 48.9
Gluc	g/L	 4.50	 6.00	 4.12	 6.38
Lac	g/L	 2.55	 3.45	 2.32	 3.68
NH ₄ ⁺	mmol/L	 3.85	 5.65	 3.35	 6.15
Na ⁺	mmol/L	 122.5	 140.9		
K ⁺	mmol/L	 3.58	 4.42		
Ca ⁺⁺	mmol/L	 0.67	 0.93		
PO ₄	mmol/L	 0.76	 1.16		
p	mg/L	 23.6	 36.0		
Osmolality	mOsm/kg H ₂ O	 394	 406		