




































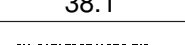
2

Assay Data Sheet - Expected Ranges
BioProfile® FLEX Controls - LEVEL 2

2

Lot Number: 
206431

Exp. Date: 2013-12

Parameter	Units	Expected Range		+/- 3 SD Expected Range	
		Lower Limit	Upper Limit	Lower Limit	Upper Limit
pH	-	 6.893	 6.993	 6.868	 7.018
PO ₂	mm Hg	 99.7	 119.7	 94.7	 124.7
PCO ₂	mm Hg	 39.6	 48.4	 37.5	 50.5
Gluc	g/L	 4.25	 5.75	 3.87	 6.13
Lac	g/L	 2.55	 3.45	 2.32	 3.68
NH ₄ ⁺	mmol/L	 3.85	 5.65	 3.35	 6.15
Na ⁺	mmol/L	 122.5	 140.9		
K ⁺	mmol/L	 3.58	 4.42		
Ca ⁺⁺	mmol/L	 0.67	 0.93		
PO ₄	mmol/L	 0.83	 1.23		
p	mg/L	 25.7	 38.1		
Osmolality	mOsm/kg H ₂ O	 393	 405		