





































2

Assay Data Sheet - Expected Ranges
BioProfile® FLEX Controls - LEVEL 2

2

Lot Number: 
111604

Exp. Date: 2013-05

Parameter	Units	Expected Range		+/- 3 SD Expected Range	
		Lower Limit	Upper Limit	Lower Limit	Upper Limit
pH	-	 6.890	 6.990	 6.865	 7.015
PO ₂	mm Hg	 100.6	 120.6	 95.6	 125.6
PCO ₂	mm Hg	 38.3	 47.1	 36.2	 49.2
Gluc	g/L	 4.25	 5.75	 3.87	 6.13
Lac	g/L	 2.55	 3.45	 2.32	 3.68
NH ₄ ⁺	mmol/L	 3.85	 5.65	 3.35	 6.15
Na ⁺	mmol/L	 122.5	 140.9		
K ⁺	mmol/L	 3.58	 4.42		
Ca ⁺⁺	mmol/L	 0.67	 0.93		
PO ₄	mmol/L	 0.70	 1.10		
p	mg/L	 21.7	 34.1		
Osmolality	mOsm/kg H ₂ O	 391	 403		